Association EDI-Optique

OPTO v35 Optic Order
IMPLEMENTATION GUIDE
PRESCRIPTION ORDER

Business Domain: Optic – Supply Chain

Business Process: Ordering Process

Document Identification:

Title: OPTO 35 Optic Order

Document location:

Version: 1.00

Release: R.2

Date of AEO approval: 2011-03-31

Document Summary

Document Item	Current Value
Document Title	OPTO v35 Optic Order Implementation Guide – Prescription Order
Date Last Modified	2011-03-31
Current Document Issue	Issue #2 of draft version
Status	Draft
Document Description (one sentence summary)	Implementation guide for the OPTO v35 Prescription Order

Contributors

Name	Organization
DROUIN Julien	iFaxNet
LEROY Jean-Christophe	EDI-Optique
RIVALLAIN Alexandre	EDI-Optique

Log of Changes

Issue No.	Date of Change	Changed By	Summary of Change
#1	2011-03-15	Julien DROUIN	Creation
#2	2011-03-31	Jean-Christophe LEROY	Review

TABLE OF CONTENTS

1. Preamble 7
2. References 7
3. Objective 8
4. Included OPOL Supply Chain Trade Prescription 9
4.1. Associated CIOL Document Line Document 9
4.1.1. Line Identification 9
4.1.2. UUID Line Identification 9
4.2. Specified Optic Wearer Party 9
4.2.1. Name 9
4.2.2. First Name 9
4.2.3. Title 10
4.2.4. Sex Code 10
4.2.5. Professional Code 10
4.2.6. Birth Date 10
4.2.7. Leisure Pursuits 10
4.2.8. Mailing Authorized Indicator 11
4.2.9. Postal CI Trade Address 11
4.2.9.1. Postcode Code 11
4.2.9.2. Line One 11
4.2.9.3. Line Two 11
4.2.9.4. Line Three 11
4.2.9.5. City Name 11
4.2.9.6. Country Identification 12
4.3. Specified OOL Supply Chain Trade Agreement 13
4.3.1. Buyer Reference 13
4.3.2. Buyer Optic Party 13
4.3.2.1. Identifier 13
4.3.2.2. Postal CI Trade Address 13
4.3.2.2.1. Postcode Code 14
4.3.2.2.2. Line One 14
4.3.2.2.3. Line Two 14
4.3.2.2.4. Line Three 14
4.3.2.2.5. City Name 14
4.3.2.2.6. Country Identification 14
4.3.3. Previous Order Referenced Optic Referenced Document 15
4.3.3.1. Issuer Assigned Identification 15
4.3.3.2. Line Identification 15
4.3.3.3. Status Code 15
4.3.4. Original Order Referenced Optic Referenced Document 15
4.3.4.1. Issuer Assigned Identification 15
4.3.4.2. Issue Date Time 16
4.3.4.3. Status Code 16
4.3.4.4. Line Identification 16
4.3.4.5. Information 16

4.4. Specified OOL Supply Chain Trade Delivery ... 17
4.4.1. Ship to Optic Party ... 17
4.4.1.1. Identifier ... 17
4.4.1.2. Postal CI Trade Address ... 17
4.4.1.2.1. Postcode Code ... 17
4.4.1.2.2. Line One ... 18
4.4.1.2.3. Line Two ... 18
4.4.1.2.4. Line Three ... 18
4.4.1.2.5. City Name ... 18
4.4.1.2.6. Country Identification ... 18
4.4.2. Requested Delivery CI Supply Chain Event ... 18
4.4.2.1. Identifier ... 19
4.4.2.2. Occurrence Date Time ... 19
4.5. Specified OOL Supply Chain Trade Settlement ... 20
4.5.1. Invoicee Optic Party ... 20
4.5.1.1. Identifier ... 20
4.5.2. Payer Optic Party ... 20
4.5.2.1. Identifier ... 20
4.6. Included CI Note ... 21
4.7. Applicable Optic Product Characteristic ... 21

5. Included OOL Supply Chain Trade Line Item ... 23

For Lens – List 10, 11, 12, 20, 21 and 22 of data dictionary. ... 23
5.1. Associated CIOL Document Line Document ... 23
5.1.1. Line Identification ... 23
5.1.2. UUID Line Identification ... 23
5.1.3. Line Status Code ... 23
5.1.4. Included CI Note ... 23
5.2. Specified OOL Supply Chain Trade Agreement ... 25
5.2.1. Catalogue Referenced Optic Referenced Document ... 25
5.2.1.1. Issuer Assigned Identification ... 25
5.2.1.2. Global Identification ... 25
5.2.1.3. Version Identification ... 25
5.2.1.4. Revision Identification ... 25
5.2.2. Gross Price Product Optic Price ... 26
5.2.2.1. Charge Amount ... 26
5.2.3. Net Price Product Optic Price ... 26
5.2.3.1. Charge Amount ... 26
5.3. Specified OOL Supply Chain Trade Delivery ... 27
5.3.1. Requested Quantity ... 27
5.3.2. Delivery CI Delivery Instructions ... 27
5.3.2.1. Description Code ... 27
5.4. Specified Optic Product ... 28
5.4.1. Specified Optic Product Identification (Optic Product) ... 28
5.4.1.1. Identification (Optic Product) ... 28
5.4.1.2. Extended Identification (Optic Product) ... 28
5.4.2. Name ... 28
5.4.3. Designated Optic Product Classification (Optic Product) ... 29

5.4.3.1. Applicable Optic Product Characteristics (Optic Product Classification) 29
5.4.4. Individual Optic Product Instance (Optic Product) 32
5.4.4.1. Specified Optic Product Identification (Individual Optic Product Instance) 32
5.4.4.1.1. Identification (Optic Product) 32
5.4.4.2. Name 32
5.4.5. Designated Optic Product Classification (Individual Optic Product Instance) 33
5.4.5.1. Applicable Optic Product Characteristics (Optic Product Classification) 33

6. How to order an option applied to a lens 37
6.1. For all options 37
6.2. Combined options 37
6.3. Tints, coatings 37
6.4. Prism 37
6.5. Edging 37
6.6. For fitting 37

7. How to order frame and accessories in a prescription order 38

8. How to order a pack of products in a prescription order 39

9. Annexe 40
9.1. Optic Code Lists 40
9.1.1. OO Document Type Code 40
9.1.2. Optic Action Code 40
9.1.3. Optic Characteristic Type Code 40
9.1.4. Optic Price Code 40
9.1.5. Optic Range Code 40
9.1.6. Optic Relation Code 40
9.1.7. Optic Scope Code 40
9.1.8. Optic Status Code 40
9.2. UN/Cefact Code Lists 40
9.2.1. Currency Code 40
9.2.2. Unit Code 41
9.2.3. Character Set Encoding Code 41
9.2.4. Mime Media Type Code 41
9.3. ISO Code Lists 41
9.3.1. Language Code 41
9.3.2. Date Time codification 41

This page was intentionally left blank

1. Preamble

This document is part of the OPTO 35 Optic Order documentation set. It is not the purpose of this document to provide the reader with a complete understanding of the implementation of the OPTO 35 Optic Order.

2. References

- OPTO v35 Optic Order– Read me
- OPTO v35 Optic Order– Understanding the ebXML Strategy
- OPTO v35 Optic Order– Business Requirements Specification
- OPTO v35 Optic Order– Requirements Specification Mapping
- OPTO v35 Optic Order– Data dictionary

The following XML schema and XML documents are also used for reference:

- OpticGenericOrder_0p1p0.xsd
- OpticPrescriptionOrder_0p1p0.xsd
- OpticReusableAggregateBusinessInformationEntity_0p1p1.xsd
- OpticClassifications_v1.0r06.xsd
- OpticQualifiedDataType_1p1p0.xsd
- Optic_CharacteristicTypeCode_1p0.xsd
- Optic_PriceCode_1p1.xsd
- Optic_ActionCode_1p1.xsd
- Optic_RangeCode_1p1.xsd
- Optic_RelationCode_1p1.xsd
- Optic_StatusCode_1p1.xsd
- Optic_StatusCode_1p1.xsd
- Optic_DocumentTypeCode_1p1.xsd
- OpticPartyIdentificationCode-1.1.gc

Additional implementation guides are available:

- Implementation guide – classification
- OPTO v35 Optic Order– Implementation guide for common parts
- OPTO v35 Optic Order– Implementation guide for generic order
- OPTO v35 Optic Order– Implementation guide for order response

3. Objective

This document describes how to add order lines in an optic prescription order. Prescription orders have been defined to address the needs of an order of prescription lenses. It addresses the following scenarios:

- Simple order of a prescription lens (left and/or right)
- Multiple orders of prescription lenses for the same wearer or not
- Order of options on top of prescription lenses (Special Manufacturing, Tint, Coating, Combined Options)
- Order of a frame on top of an order of prescription lenses
- Order of accessories on top of an order of prescription lenses
- Order of packages made of prescription lenses

Please note that:

- the implementation of the header of a prescription order is extensively described in the document “OPTO v35 Implementation guide – Order Common parts”;
- a single prescription order may combine prescription line items for multiple wearers. This is perfectly allowed;
- the ordering of a generic product is described within a separate guide named “Implementation guide – Generic order”. Please refer to it appropriately. Generic products include:
    - Stock lens
    - Contact lens
    - Contact lens packaging
    - Frame
    - Care Products
    - Accessories
    - Pack of product

4. Included OPOL Supply Chain Trade Prescription

Description: An Optic Industry Invoice Prescription (OPOL) supply chain trade prescription item included in this OGOH supply chain trade transaction.

Mandatory Data (1..*)

<oram : IncludedOPOLSupplyChainTradePrescription>
…
</oram : IncludedOPOLSupplyChainTradePrescription >

4.1. Associated CIOL Document Line Document

Description: The CIOL document line associated with this OOL supply chain trade wearer item.

Mandatory Data
<oram :AssociatedCIOLDocumentLineDocument>
…
</oram :AssociatedCIOLDocumentLineDocument>

4.1.1. Line Identification

Description: The line identifier.

Data Number = #57

Mandatory Data

Type: Identifier

<oram:LineID>11</oram:LineID>

4.1.2. UUID Line Identification

Description: The unique identifier of this order line.

Mandatory Data

Type: Identifier

<oram:UUIDLineID>110E8400-E29B-11D4-A716-446655440000</oram:UUIDLineID>

To generate an UUID please refer to http://fr.wikipedia.org/wiki/Universal_Unique_Identifier

4.2. Specified Optic Wearer Party

Optional Data
Description: Describe the wearer of this prescription trade item.
<oram :SpecifiedOpticWearerParty>…</oram :SpecifiedOpticWearerParty>

4.2.1. Name

Data Number = #68

Type: Text

Mandatory Data

Description: Name of the wearer.
<oram:Name>Nom</oram:Name>

4.2.2. First Name

Data Number = #208

Type: Text

Optional Data

Description: Firstname of the wearer.
<oram:Firstname>Prénom</oram:Firstname>

4.2.3. Title

Data Number = #209

Type: Text

Optional Data

Description: Title of the wearer.
<oram:Title>Docteur</oram:Title>

4.2.4. Sex Code

Data Number = #210

Type: Code

Optional Data

Description: Sex of the wearer.

1: male

2: female

<oram:SexCode>1</oram:SexCode>

4.2.5. Professional Code

Data Number = #211

Type: Code

Optional Data

Description: Professional code of the wearer.
<oram:ProfessionalCode>1</oram:ProfessionalCode>

4.2.6. Birth Date

Data Number = #217

Type: Date

Optional Data

Description: Birth date of the wearer.
<oram:BirthDate>1979-08-24</oram:BirthDate>

4.2.7. Leisure Pursuits

Data Number = #218

Type: Code

Optional Data

Description: Leisure pursuits of the wearer.
<oram:LeisurePursuits>1</oram:LeisurePursuits>

4.2.8. Mailing Authorized Indicator

Data Number = #219

Type: Indicator

Optional Data

Description: Indicate if the wearer authorized mailing.

<oram:MailingAuthorizedIndicator>false</oram:MailingAuthorizedIndicator>

4.2.9. Postal CI Trade Address

Description: The address specified for this Optic trade party.

<oram:PostalCITradeAddress>...</oram:PostalCITradeAddress>

4.2.9.1. Postcode Code

Data Number = #229

Type: Code

Optional Data

Description: The wearer post code.

<oram:PostcodeCode>75000</oram:PostcodeCode >

4.2.9.2. Line One

Data Number = #212

Type: Text

Optional Data

Description: The wearer first line address.

<oram:LineOne>rue xxx</oram:LineOne>

4.2.9.3. Line Two

Data Number = #213

Type: Text

Optional Data

Description: The wearer second line address.

<oram:LineTwo>rue xxx</oram:LineTwo>

4.2.9.4. Line Three

Data Number = #214

Type: Text

Optional Data

Description: The wearer third line address.

<oram:LineThree>rue xxx</oram:LineThree>

4.2.9.5. City Name

Data Number = #215

Type: Text

Optional Data

Description: The wearer city name.

<oram:CityName>PARIS</oram:CityName>

4.2.9.6. Country Identification

Data Number = #216

Type: Text

Optional Data

Description: The wearer country.

<oram:CountryID>FR</oram:CountryID>

4.3. Specified OOL Supply Chain Trade Agreement

Mandatory Data

Description: The OOL supply chain trade agreement specified for this OOL supply chain trade wearer item.

```
<oram:SpecifiedOOLSupplyChainTradeAgreement>
...
</oram:SpecifiedOOLSupplyChainTradeAgreement>
```

4.3.1. Buyer Reference

Data Number = #67

Mandatory Data

Type: Identifier

Description: Optician's Reference.

```
<oram:BuyerReference>DOO01</oram:BuyerReference>
```

4.3.2. Buyer Optic Party

Optional Data

Description: The party that is the buyer for this OOL supply chain trade agreement.

Type: Optic Party

```
<oram:BuyerOpticParty>…</oram:BuyerOpticParty>
```

4.3.2.1. Identifier

Data Number = #352 (code) #353 (qualifier)

Data Number = #66 (code) #245 (qualifier) (membership code)

Optional Data

Description: A unique identifier of the buyer.

Example:

```
<oram:ID schemeID="100">123456</oram:ID>
<oram:ID schemeID="167">0123456789123</oram:ID>
```

List of values for schemeID:

- 167: VAT number
- 091: defined by the manufacturer
- 092: defined by the receiver
- YZX: SIRET number
- ZZY: defined by the EDI-Optique Association

The list of codes defines by the EDI-Optique Association is provided at the following URL:

http://www.edi-optique.org/standard/edioptic/codelist/standard/OpticPartyIdentificationCode-1.1.gc

4.3.2.2. Postal CI Trade Address

Description: The address specified for this Optic trade party.

```
<oram:PostalCITradeAddress>...</oram:PostalCITradeAddress>
```

4.3.2.2.1. Postcode Code

Data Number = #358

Type: Code

Optional Data

Description: The buyer post code.

<oram:PostcodeCode>75000</oram:PostcodeCode >

4.3.2.2.2. Line One

Data Number = #354

Type: Text

Optional Data

Description: The buyer first line address.

<oram:LineOne>rue xxx</oram:LineOne>

4.3.2.2.3. Line Two

Data Number = #355

Type: Text

Optional Data

Description: The buyer second line address.

<oram:LineTwo>rue xxx</oram:LineTwo>

4.3.2.2.4. Line Three

Data Number = #356

Type: Text

Optional Data

Description: The buyer third line address.

<oram:LineThree>rue xxx</oram:LineThree>

4.3.2.2.5. City Name

Data Number = #357

Type: Text

Optional Data

Description: The buyer city name.

<oram:CityName>PARIS</oram:CityName>

4.3.2.2.6. Country Identification

Data Number = #359

Type: Text

Optional Data

Description: The buyer country.

<oram:CountryID>FR</oram:CountryID>

4.3.3. Previous Order Referenced Optic Referenced Document

Optional Data

<oram:PeviousOrderReferencedOpticReferencedDocument>

...

</oram:PreviousOrderReferencedOpticReferencedDocument>

4.3.3.1. Issuer Assigned Identification

Data Number = #375

Mandatory Data

Type: Identifier

Description: A unique identifier of the previous referenced order.

Example:

<oram:IssuerAssignedID>123456</oram:IssuerAssignedID>

4.3.3.2. Line Identification

Data Number = #376

Mandatory Data

Date Type: Identifier

Description: A unique identifier of the line in previous order.

Example:

<oram:LineID>12</oram:LineID>

4.3.3.3. Status Code

Data Number = #374

Mandatory Data

Description: Sales offer level.

Type: Text

Example:

<oram:StatusCode>P1</oram:StatusCode>

4.3.4. Original Order Referenced Optic Referenced Document

Description: The original order document referenced by this OOL supply chain trade agreement.

Optional Data

<oram:OriginalOrderReferencedOpticReferencedDocument>

...

</oram:OriginalOrderReferencedOpticReferencedDocument>

4.3.4.1. Issuer Assigned Identification

Data Number = #270

Mandatory Data

Description: A unique identifier of the original referenced order.

Example:

<oram:IssuerAssignedID>123456</oram:IssuerAssignedID>

4.3.4.2. Issue Date Time

Data Number = #271

Mandatory Data

Type: DateTime

Description: Issue date time of the original order.

<oram:IssueDateTime>2011-12-17T09:30:47.0Z</oram:IssueDateTime>

4.3.4.3. Status Code

Data Number = #268

Mandatory Data

Type: Code

Description: Status Code reason for return.

1: Order issuer's error

2: Supplier's error

<oram:StatusCode>2</oram:StatusCode>

4.3.4.4. Line Identification

Data Number = #350

Mandatory Data

Description: A unique identifier of the line in previous order.

Example:

<oram:LineID>12</oram:LineID>

4.3.4.5. Information

Data Number = #269

Mandatory Data

Type: Text

Description: Reason for return.

<oram:Information>Reason for return in full text</oram:Information>

4.4. Specified OOL Supply Chain Trade Delivery

Description: The OOL supply chain trade delivery specified for this OOL supply chain trade wearer item.

Optional Data

<oram:SpecifiedOOLSupplyChainTradeDelivery>
...
</oram:SpecifiedOOLSupplyChainTradeDelivery>

4.4.1. Ship to Optic Party

Optional Data

Description: The party that is the ship to for this OOL supply chain trade delivery.

Only complete if the company where the goods for this order line are to be delivered differs from the company referenced in the order header

Type: Optic Party

<oram:ShipToOpticParty>…</oram:ShipToOpticParty>

4.4.1.1. Identifier

Data Number = #69 (code) #246 (qualifier)

Mandatory Data

Description: A unique identifier of the ship to.

Example:

<oram:ID schemeID="100">123456</oram:ID>

<oram:ID schemeID="167">0123456789123</oram:ID>

List of values for schemeID:

- 167: VAT number
- 091: defined by the manufacturer
- 092: defined by the receiver
- YZX: SIRET number
- ZZY: defined by the EDI-Optique Association

The list of codes defines by the EDI-Optique Association is provided at the following URL:

http://www.edi-optique.org/standard/edioptic/codelist/standard/OpticPartyIdentificationCode-1.1.gc

4.4.1.2. Postal CI Trade Address

Description: The address specified for this Optic trade party.

<oram:PostalCITradeAddress>...</oram:PostalCITradeAddress>

4.4.1.2.1. Postcode Code

Data Number = #224

Type: Code

Optional Data

Description: The ship to post code.

<oram:PostcodeCode>75000</oram:PostcodeCode >

4.4.1.2.2. Line One

Data Number = #220

Type: Text

Optional Data

Description: The ship to first line address.

<oram:LineOne>rue xxx</oram:LineOne>

4.4.1.2.3. Line Two

Data Number = #221

Type: Text

Optional Data

Description: The ship to second line address.

<oram:LineTwo>rue xxx</oram:LineTwo>

4.4.1.2.4. Line Three

Data Number = #222

Type: Text

Optional Data

Description: The ship to third line address.

<oram:LineThree>rue xxx</oram:LineThree>

4.4.1.2.5. City Name

Data Number = #223

Type: Text

Optional Data

Description: The ship to city name.

<oram:CityName>PARIS</oram:CityName>

4.4.1.2.6. Country Identification

Data Number = #225

Type: Text

Optional Data

Description: The ship to country.

<oram:CountryID>FR</oram:CountryID>

4.4.2. Requested Delivery CI Supply Chain Event

Description: The requested delivery event for this OOL supply chain trade delivery.

Optional Data

Type: CI Supply Chain Event

<oram:RequestedDeliveryCISupplyChainEvent>...

</oram:RequestedDeliveryCISupplyChainEvent>

4.4.2.1. Identifier

Data Number = #59

Optional Data

Description: Pair identifier.

<oram:ID>123</oram:ID>

4.4.2.2. Occurrence Date Time

Data Number = #63

Optional Data

Description: Delivery date time.

Type: DateTime

<oram:OccurrenceDateTime>2011-12-17T09:30:47.0Z</oram:OccurrenceDateTime>

4.5. Specified OOL Supply Chain Trade Settlement

Description: The OOL supply chain trade settlement specified for this OOL supply chain trade wearer item.

Optional Data

<oram:SpecifiedOOLSupplyChainTradeSettlement>...
</oram:SpecifiedOOLSupplyChainTradeSettlement>

4.5.1. Invoicee Optic Party

Optional Data

Description: The party that is the invoicee for this OOL supply chain trade seetlement.

Only complete if the company where the goods for this order line are to be delivered differs from the company referenced in the order header

Type: Optic Party

<oram:InvoiceeOpticParty>…</oram:InvoiceeOpticParty>

4.5.1.1. Identifier

Data Number = #70 (code) #247 (qualifier)

Mandatory Data

Description: A unique identifier of the invoicee.

Example:

<oram:ID schemeID="100">123456</oram:ID>

<oram:ID schemeID="167">0123456789123</oram:ID>

List of values for schemeID:

- 167: VAT number
- 091: defined by the manufacturer
- 092: defined by the receiver
- YZX: SIRET number
- ZZY: defined by the EDI-Optique Association

The list of codes defines by the EDI-Optique Association is provided at the following URL:

http://www.edi-optique.org/standard/edioptic/codelist/standard/OpticPartyIdentificationCode-1.1.gc

4.5.2. Payer Optic Party

Optional Data

Description: The party that is the payer for this OOL supply chain trade settlement.

Only complete if the company where the goods for this order line are to be delivered differs from the company referenced in the order header

Type: Optic Party

<oram:PayerOpticParty>…</oram:PayerOpticParty>

4.5.2.1. Identifier

Data Number = #71 (code) #248 (qualifier)

Mandatory Data

Description: A unique identifier of the payer.

Example:

```
<oram:ID schemeID="100">123456</oram:ID>
<oram:ID schemeID="167">0123456789123</oram:ID>
```

List of values for schemeID:

- 167: VAT number
- 091: defined by the manufacturer
- 092: defined by the receiver
- YZX: SIRET number
- ZZY: defined by the EDI-Optique Association

The list of codes defines by the EDI-Optique Association is provided at the following URL:

http://www.edi-optique.org/standard/edioptic/codelist/standard/OpticPartyIdentificationCode-1.1.gc

4.6. Included CI Note

Data Number = #65

Optional Data

Description: A note included for this prescription order.

Type: Text

Example:

```
<oram:IncludedCINote>
        <oram:ContentCode>65</oram:ContentCode>
        <oram:Content languageID="en">General comment for this prescription
order</oram:Content>
</oram:IncludedCINote>
```

4.7. Applicable Optic Product Characteristic

Optional Data (0..n)

Description: A collection of optical product characteristics.

Please consult the Implementation guide – classification **for detailed explanation on how to use characteristics.**

Please find below the list of characteristics attached to SupplyChainTradePrescription within a prescription order:

Supply Chain Trade Prescription			

SupplyChainTradePrescriptionClass

ID	Name	Mandatory	Scope
60	Prism balancing	true	Prescription order
61	Weight balancing	false	Prescription order
62	Thickness balancing	false	Prescription order
351	Sales offer level	false	Prescription order
366	Reading distance	false	Prescription order
377	Identifier for the head/eye ratio measurement tool	false	Prescription order

362	Head/eye ratio	false	Prescription order
363	Stability ratio	false	Prescription order
396	Vertical head tilt reading	false	Prescription order
397	Vision preference	true	Prescription order
405	Head Cape Angle	false	Prescription order

5. Included OOL Supply Chain Trade Line Item

For Lens – List 10, 11, 12, 20, 21 and 22 of data dictionary.

Description: An Optic Invoice Line (OOL) supply chain trade line item included in this OOL supply chain trade prescription item.

<oram:IncludedOOLSupplyChainTradeLineItem>
...</oram:IncludedOOLSupplyChainTradeLineItem>

5.1. Associated CIOL Document Line Document

Description: The CIOL document line associated with this OOL supply chain trade line item.

Mandatory Data

<oram :AssociatedCIOLDocumentLineDocument>…</oram :AssociatedCIOLDocumentLineDocument>

5.1.1. Line Identification

Description: The line identifier.

Data Number = #74

Mandatory Data

Type: Identifier

<oram:LineID>11</oram:LineID>

5.1.2. UUID Line Identification

Description: The unique identifier of this order line.

Mandatory Data

Type: Identifier

<oram:UUIDLineID>110E8400-E29B-11D4-A716-446655440000 </oram:UUIDLineID>

To generate an UUID please refer to http://fr.wikipedia.org/wiki/Universal_Unique_Identifier

5.1.3. Line Status Code

Data Number = #75

Mandatory Data

Type: Code

Description: Action code for this line.

1: add to order

4: for information only

<oram:LineStatusCode>1</oram:LineStatusCode>

5.1.4. Included CI Note

Data Number = #136

Optional Data

Description: A note included in this order line.

Type: Text

Example:

```
<oram:IncludedCINote>
        <oram:ContentCode>136</oram:ContentCode>
        <oram:Content languageID="en">General comment for this line</oram:Content>
</oram:IncludedCINote>
```

5.2. Specified OOL Supply Chain Trade Agreement

Description: The OOL supply chain trade agreement specified for this OOL supply chain trade line item.

Mandatory Data

<oram:SpecifiedOOLSupplyChainTradeAgreement>...
</oram:SpecifiedOOLSupplyChainTradeAgreement>

5.2.1. Catalogue Referenced Optic Referenced Document

Description: The catalogue document referenced by this OOL supply chain trade agreement.

Optional Data

<oram:CatalogueReferencedOpticReferencedDocument>

...

</oram:CatalogueReferencedOpticReferencedDocument>

5.2.1.1. Issuer Assigned Identification

Data Number = #443

Mandatory Data

Description: A unique identifier of the catalog.

Example:

<oram:IssuerAssignedID>123456</oram:IssuerAssignedID>

5.2.1.2. Global Identification

Data Number = #444

Mandatory Data

Description: A unique identifier of the catalog scope.

Example:

<oram:GlobalID>12</oram:GlobalID>

5.2.1.3. Version Identification

Data Number = #445

Mandatory Data

Description: A unique identifier of the catalog scope.

Example:

<oram:VersionID>12</oram:VersionID>

5.2.1.4. Revision Identification

Data Number = #446

Mandatory Data

Description: A unique identifier of the catalog scope.

Example:

<oram:RevisionID>12</oram:RevisionID>

5.2.2. Gross Price Product Optic Price

Optional Data

Description: The Optic gross product price in this OOL supply chain trade agreement.

5.2.2.1. Charge Amount

Data Number = #137

Optional Data

Description: Gross price for this product

Example:

```
<oram:GrossPriceProductOpticPrice>
        <oram:ChargeAmount>126</oram:ChargeAmount>
        <oram:TypeCode>AAA</oram: TypeCode >
</oram:GrossPriceProductOpticPrice>
```

5.2.3. Net Price Product Optic Price

Optional Data

Description: The Optic net product price in this OOL supply chain trade agreement.

5.2.3.1. Charge Amount

Data Number = #138

Optional Data

Description: Net price for this product

Example:

```
<oram:NetPriceProductOpticPrice>
        <oram:ChargeAmount>142</oram:ChargeAmount>
        <oram:TypeCode>AAB</oram: TypeCode >
</oram:NetPriceProductOpticPrice>
```

5.3. Specified OOL Supply Chain Trade Delivery

Mandatory Data

Description: The OOL supply chain trade delivery specified for this OOL supply chain trade line item.

```
<oram:SpecifiedOOLSupplyChainTradeDelivery>...
</oram:SpecifiedOOLSupplyChainTradeDelivery>
```

5.3.1. Requested Quantity

Data Number = #134

Mandatory Data

Description: Requested quantity of this line item.

Example:

```
<oram:RequestedQuantity unitCode="CU">1</oram:RequestedQuantity>
```

Note: the value of data #134 shall always be set to 1.

5.3.2. Delivery CI Delivery Instructions

Optional Data

Description: The delivery instructions for this OOL supply chain trade delivery.

```
<oram:DeliveryCIDeliveryInstructions>...
<oram:/DeliveryCIDeliveryInstructions>
```

5.3.2.1. Description Code

Data Number = #135

Mandatory Data

Type: Text

Description: Transport specifications.

0: normal

1: express delivery

Example:

```
<oram:DescriptionCode>1</oram:DescriptionCode>
```

5.4. Specified Optic Product

Mandatory Data

Description: The optic product corresponding to the optic order item.

Example:

```
<oram:SpecifiedOpticProduct>
  …
<oram:SpecifiedOpticProduct>
```

5.4.1. Specified Optic Product Identification (Optic Product)

Mandatory Data

Description: A collection of identifiers for the optic product.

```
<oram:SpecifiedOpticProductIdentification>…
</oram:SpecifiedOpticProductIdentification>
```

5.4.1.1. Identification (Optic Product)

Data number: #76 (code) #77 (qualifier)

Mandatory Data

Description: The unique identifier for this optic product.

Qualifier values:

OP: OPC code

SA: EDI supplier code

OCS: OCS code

Example:

```
<oram:ID schemeID="SA">123456</oram:ID>
```

5.4.1.2. Extended Identification (Optic Product)

Data number: #73

Mandatory Data

Description: The extended identifier for this optic product.

10: right eye only

11: right eye, first pair

12: right eye, second pair

20: left eye only

21: left eye, first pair

22: left eye, second pair

```
<oram:ExtendedID>11</oram: ExtendedID >
```

5.4.2. Name

Data Number: #79

Mandatory Data (1..*)

Description: Name of product

Type: String

Example:

<oram:Name languageID="en-us">Name of Product</oram:Name>

5.4.3. Designated Optic Product Classification (Optic Product)

Mandatory Element

Description: The classification designated for this optical product.

A product can belong to one class only.

Please refer to the *Implementation guide – classification* **and the** *OPTO v35 Optic Order – Implementation guide – common parts* **for detailed information on how to add an optic product classification with characteristics.** Please find below the classification diagram

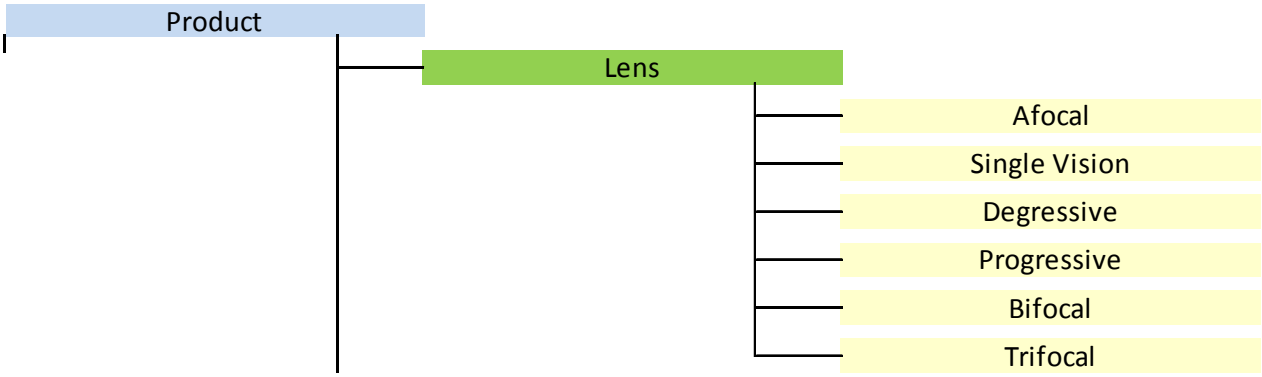

5.4.3.1. Applicable Optic Product Characteristics (Optic Product Classification)

Optional Data (0..n)

Description: A collection of optical product characteristics.

Please consult the Implementation guide – classification **for detailed explanation on how to use classifications and characteristics.**

Please find below the list of characteristics for each class of product orderable within a prescription order:

Lens Product

LensClass

ID	Name	Mandatory
279	Ophthalmic lens base material	false
108	Diameter	false
340	Diameter code qualifier	false
109	Sphere	false
110	Cylinder	false
111	Cylinder axis	false
112	Addition power	false
119	Inset 1	false
120	Inset 1 axis	false
121	Inset 1 axis position	false

122	Inset 2	false
123	Inset 2 axis	false
124	Inset 2 axis position	false
125	Special diameter	false
126	Special base	false
127	Specialweight	false
128	Special center thickness	false
129	Special lens edge thickness	false
130	Special drilling spot thickness	false
133	required for near vision convergence	false
361	As-worn pantoscopic angle	false
364	Eye-lens distance	false
402	Lens - pupil distance	false
403	Lens - eye rotation center distance	false
365	Face form angle	false
369	Customization text	false
370	Type of lens customization	false
371	Horizontal decentering of customized marks/engraving	false
372	Vertical decentering of customized text	false
390	Range type	false
391	Range name	false
284	Balancing lens	false
283	Insurance request to lens supplier	false
388	Calculation engine name and version	false
389	Schedule file	false
392	Optimization	false
150	Boxing system center	false
151	Half pupillary distance (1/2 PD) (in boxed lens (boxing) system)	false
152	H measurement (in boxed lens (boxing) system)	false
153	Horizontal inset (delta X)	false
154	Vertical inset (delta Y)	false
155	Minimum diameter for thickness optimization (Effective diameter)	false
156	Near vision half pupillary distance (1/2 PD) (in boxed lens (boxing) system)	false
180	Shape reader identification	false
181	Shape reader version	false
182	Shape reader software version	false
183	Tracer make	false
400	Shape file format	false
401	Shape file format version	false
184	1st shape tracing document (Combined file transfer)	false
185	Name of 1st shape tracing document (Fax sent separatly)	false
273	Identifier type for the associated document	false
274	2nd shape tracing document (Combined file transfer)	false
275	Name of 2nd shape tracing document (Fax sent separatly)	false

276	Identifier type for the associated document	false
173	Horizontal boxed lens size (A measurement) (Asize)	false
336	Vertical boxed lens size (B measurement)	false
174	Distance between lenses (D measurement)	false

AfocalClass

No specific characteristic

SingleVisionClass

ID	Name	Mandatory
360	Single Vision type	false

DegressiveClass

No specific characteristic

ProgressiveClass

ID	Name	Mandatory
367	Corridor length	false
368	Percentage of addition power	false

BifocalClass

ID	Name	Mandatory
131	Height of near vision segment	false
132	Decentering of near vision segment	false

TrifocalClass

ID	Name	Mandatory
131	Height of near vision segment	false
132	Decentering of near vision segment	false

5.4.4. Individual Optic Product Instance (Optic Product)

Optional Element

Description: Option applied to the lens.

Example:

```
<oram:IndividualOpticProductInstance>
  …
</oram: IndividualOpticProductInstance >
```

5.4.4.1. Specified Optic Product Identification (Individual Optic Product Instance)

Mandatory Data

Description: An individual instance of this Optic trade product.

Example:

```
<oram:SpecifiedOpticProductIdentification>
…
</oram:SpecifiedOpticProductIdentification>
```

5.4.4.1.1. Identification (Optic Product)

Data number:

- **#82 (Additional treatment code 1)**
- **#85 (Additional treatment code 2)**
- **#88 (Additional treatment code 3)**
- **#91 (Additional treatment code 4)**
- **#94 (Additional treatment code 5)**
- **#97 (Additional treatment code 6)**
- **#100 (Additional treatment code 7)**
- **#103 (Additional treatment code 8)**
- **#106 (Additional treatment code 9)**

Mandatory Data

Description: A collection of identifiers for the optic product.

Qualifier values:

SA: EDI supplier code

Example:

```
<oram:ID schemeID="SA">123456</oram:ID>
```

5.4.4.2. Name

Data Number:

- **#83 (Additional treatment 1 trade name)**
- **#86 (Additional treatment 2 trade name)**
- **#89 (Additional treatment 3 trade name)**
- **#92 (Additional treatment 4 trade name)**

- **#95 (Additional treatment 5 trade name)**
- **#98 (Additional treatment 6 trade name)**
- **#101 (Additional treatment 7 trade name)**
- **#104 (Additional treatment 8 trade name)**
- **#107 (Additional treatment 9 trade name)**

Optional Data (1..*)

Description: Name of option

Type: String

Example:

<oram:Name languageID="en-us">Name of option</oram:Name>

5.4.5. Designated Optic Product Classification (Individual Optic Product Instance)

Mandatory Element

Description: The classification designated for this optical product.

A product can belong to one class only.

Please refer to the *Implementation guide – classification* **and the** *OPTO v35 Optic Order – Implementation guide – common parts* **for detailed information on how to add an optic product classification with characteristics.** Please find below the classification diagram

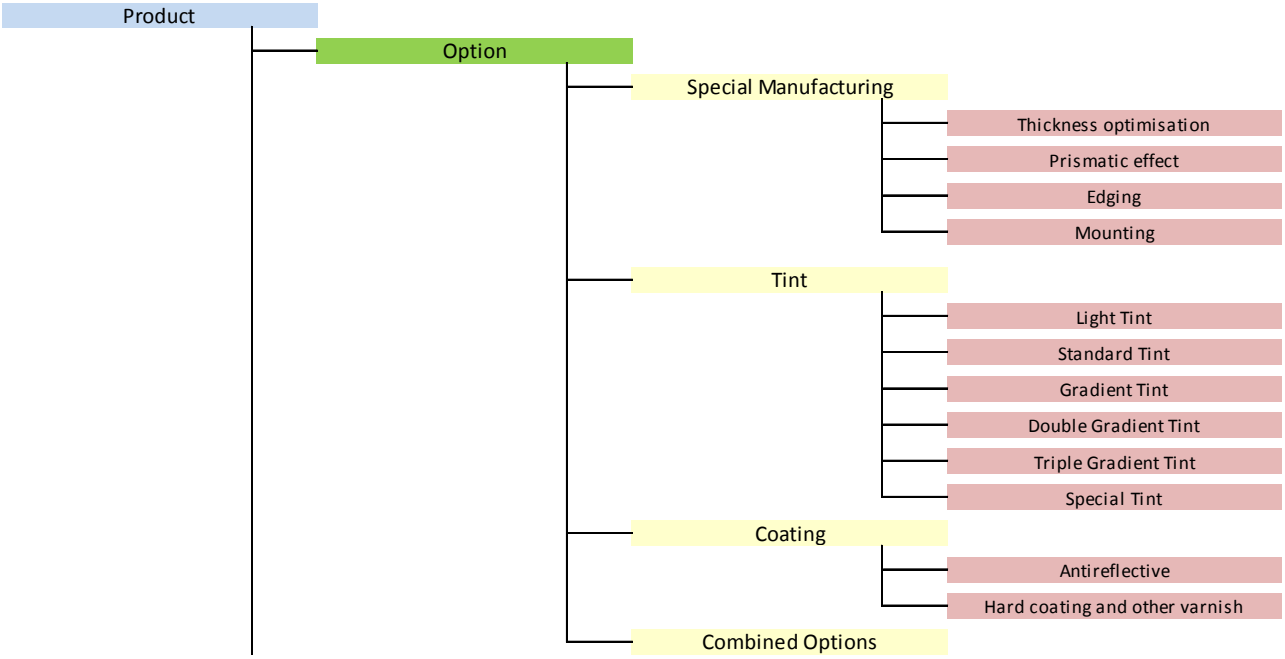

5.4.5.1. Applicable Optic Product Characteristics (Optic Product Classification)

Optional Data (0..n)

Description: A collection of optical product characteristics.

Please consult the Implementation guide – classification **for detailed explanation on how to use classifications and characteristics.**

Please find below the list of characteristics for each class of product orderable within a prescription order:

Option Product

OptionClass

No specific characteristic

SpecialManufacturingClass

No specific characteristic

ThicknessOptimisationClass

ID	Name	Mandatory
474	Thickness optimization method	true
293	Standard shape code	false
294	Standard shape code qualifier	false
157	Minimum edge thickness required for optimization	false
282	Center thickness for optimization	false

PrismaticEffectClass

ID	Name	Mandatory
113	Prism 1	true
114	Prism 1 axis	false
115	Prism 1 axis position	false
116	Prism 2	false
117	Prism 2 axis	false
118	Prism 2 axis position	false

EdgingClass

ID	Name	Mandatory
144	Type of lens edger required	false
285	Edging correction	false
286	Application field for correction	false
145	Type of finish	true
404	Type of mounting	true
146	Bevel position	false
333	Groove position	false
334	Groove depth	false
335	Groove width	false
147	Safety bevel	false
399	Back safety bevel	false
148	Polishing	false
288	Risk assumed by optician	false
171	Frame elasticity	false
172	Lens groove geometry	false
176	Frame base	false
177	Temporal distance	false
178	Frame pantoscopic angle	false

287	Tracer shape error correction	false

MountingClass

ID	Name	Mandatory
169	Frame type	false
170	Manufacturer's color	false
175	Nominal temple length (Lsize)	false
176	Frame base	false
177	Temporal distance	false
178	Frame pantoscopic angle	false
190	Text to be engraved	false
191	Temple to be engraved	false

TintClass

No specific characteristic

LightTintClass

No specific characteristic

StandardTintClass

No specific characteristic

GradientTintClass

No specific characteristic

GradientTintClass

No specific characteristic

DoubleGradientTintClass

No specific characteristic

TripleGradientTintClass

No specific characteristic

SpecialTintClass

ID	Name	Mandatory
298	Special tint definition	false
249	Lens surface ahere additional treatment is applied	true
313	Minimum absorption % associated with the tint used in additional treatment	false
314	Maximum absorption % associated with the tint used in additional treatment	false

CoatingClass

No specific characteristic

AntireflectiveClass

ID	Name	Mandatory
373-02	Additional treatment: type of antireflective coating	false

VarnishClass

No specific characteristic

CombinedOptionClass

No specific characteristic

6. How to order an option applied to a lens

6.1. For all options

To order an option applied to a prescription lens, an IndividualOpticProductInstance node must be created under the SpecifiedOpticProduct that contains the lens. The SpecifiedOpticProduct object is composed of a identifier product identifier (SpecifiedOpticProductIdentification) and an association to a product class and attached characteristics. Please refer to paragraph 5.4.5 of this document.

6.2. Combined options

Please note that within a OpticProductInstance there is a recursive pointer called IndividualOpticProductInstance. For describing a Combined Option, it is necessary to instantiate the top OpticProductInstance. As for the options the Combined option is made of, they shall be described in multiple OpticProductInstance. With this mechanism, a hierarchy of options can be fully described in the prescription order.

6.3. Tints, coatings

Please note that the ordering of tints and coating that are included in the product and described in the OPTO v11 catalogue as such must be ordered.

6.4. Prism

In EDIFACT, a prism value can be assigned without the need to associate an option to a prescription lens. In the ebXML format, it is mandatory to apply a Prismatic effect to the lens to set a prism value.

6.5. Edging

In EDIFACT, it is often necessary to describe edging even if no edging is ordered. In ebXML format, this is no more the case. Characteristics attached to edging are only required for edging purposes.

6.6. For fitting

To order a fitting option, first, proceed as for any other option. Then place an order line, as described in chapter 7, for the related frame within the same ebXML order. Three scenarios can then occur:

- The frame is to be provided by the optician: the quantity defined in the frame order line must be set to 0
- The frame is to be delivered to the supplier by a third party: the quantity defined in the frame order line must be set to 0 and the third party identity must be set in the CatalogueReferencedOpticReferencedDocument -> Issuer party.
- The frame is to be supplied by the supplier: the quantity defined in the frame order line must be set to 1

Please note that the fitting option must be applied to both lenses if fitting is expected on both.

7. How to order frame and accessories in a prescription order

Ordering a frame or accessories within a prescription order is almost identical as ordering a frame or accessories in a generic order. A generic line item node (Specified OOL Supply Chain Trade Line Item) is placed under the prescription node (Included OPOL Supply Chain Trade Prescription). The *OPTO v35 Optic Order Implementation guide – Generic product* describes in details how to use the generic line item node. Please refer to this guide in order to get detailed information on how to fill-in the frame order or accessories.

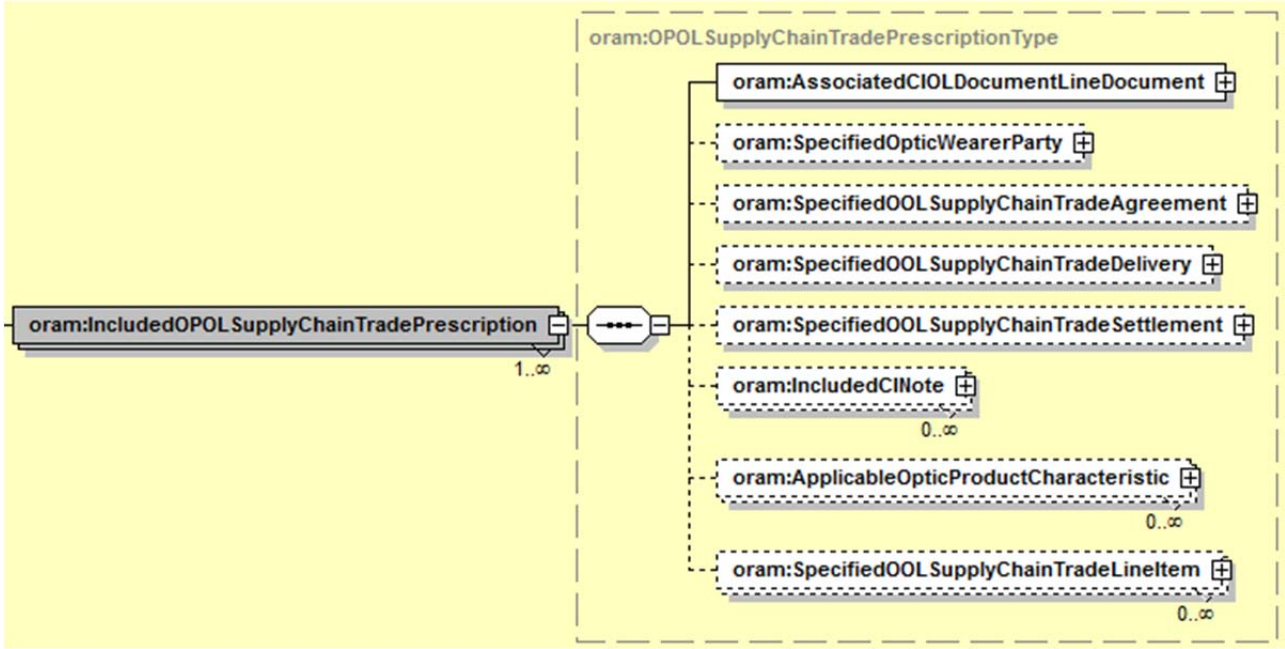

Example:

The ebXML message of an order containing one prescription composed of two lenses and a frame shall be structured as follows:

```
<oram: IncludedOPOLSupplyChainTradePrescription>
        …
        <oram:SpecifiedOOLSupplyChainTradeLineItem>
                <!--=====  First lens =====-->
                …
        </oram:SpecifiedOOLSupplyChainTradeLineItem>

        <oram:SpecifiedOOLSupplyChainTradeLineItem>
                <!--=====  Second lens =====-->
                …
        </oram:SpecifiedOOLSupplyChainTradeLineItem>

        <oram:SpecifiedOOLSupplyChainTradeLineItem>
                <!--=====  Frame =====-->
                …
        </oram:SpecifiedOOLSupplyChainTradeLineItem>

</oram: IncludedOPOLSupplyChainTradePrescription>
```

8. How to order a pack of products in a prescription order

A pack of products is a commercial assembly of multiple products described as such in the catalogue. A pack of product can contains multiples times the same product and/or different products.

The prescription order is appropriate to place an order of a pack of products composed of prescription products.

In case of order of pack of products, the prescription order will contains only one type of pack of products for one wearer and no other products.

The pack of products is identified in the first line item (IncludedOOLSupplyChainTradeLineItem). The quantity in this line item can be 1 or more. The following line items must contain the description of the products which are part of the pack. The quantities indicated in these products which are part of the pack are expected quantities in each unit of the pack.

A pack of prescription products can be composed of at least one prescription lens and zero to several of each of the following type of products:

- Frame
- Accessories

9. Annexe

9.1. Optic Code Lists

9.1.1. OO Document Type Code

To find the list of document type code, please consult the following XML schema:

http://www.edi-optique.org/standard/edioptic/codelist/standard/OO_DocumentTypeCode_1p0.xsd

9.1.2. Optic Action Code

To find the list of optic action code, please consult the following XML schema:

http://www.edi-optique.org/standard/edioptic/codelist/ standard /Optic_ActionCode_1p1.xsd

9.1.3. Optic Characteristic Type Code

To find the list of optic characteristic type code, please consult the following XML schema:

http://www.edi-optique.org/standard/edioptic/codelist/standard/Optic_CharacteristicTypeCode_1p1.xsd

9.1.4. Optic Price Code

To find the list of optic price code, please consult the following XML schema:

http://www.edi-optique.org/standard/edioptic/codelist/standard /Optic_PriceCode_1p1.xsd

9.1.5. Optic Range Code

To find the list of optic range code, please consult the following XML schema:

http://www.edi-optique.org/standard/edioptic/codelist/standard /Optic_RangeCode_1p1.xsd

9.1.6. Optic Relation Code

To find the list of optic relation code, please consult the following XML schema:

http://www.edi-optique.org/standard/edioptic/codelist/standard /Optic_RelationCode_1p1.xsd

9.1.7. Optic Scope Code

To find the list of scope code, please consult the following XML schema:

http://www.edi-optique.org/standard/edioptic/codelist/standard/Optic_ScopeCode_1p0.xsd

9.1.8. Optic Status Code

To find the list of optic status code, please consult the following XML schema:

http://www.edi-optique.org/standard/edioptic/codelist/standard /Optic_StatusCode_1p1.xsd

9.2. UN/Cefact Code Lists

9.2.1. Currency Code

To find the list of Currency code, please consult the following XML schema:

/uncefact/codelist/standard/ISO_ISO3AlphaCurrencyCode_20090305.xsd

9.2.2. Unit Code

To find the list of Unit code, please consult the following XML schema:

/uncefact/codelist/standard/UNECE_MeasurementUnitCommonCode_5.xsd

9.2.3. Character Set Encoding Code

To find the list of character set encoding code, you have to consult the XML scheme:

/uncefact/codelist/standard/UNECE_CharacterSetEncodingCode_40106.xsd

9.2.4. Mime Media Type Code

To find the list of mime media type code, you have to consult the XML scheme:

/uncefact/codelist/standard/ IANA_MIMEMediaType_20090304.xsd

9.3. ISO Code Lists

9.3.1. Language Code

The 2-character codification of ISO 639-1 is used for coding languages. Please consult the following link:

http://wapedia.mobi/en/List_of_ISO_639-1_codes

9.3.2. Date Time codification

The Date Time codification used in the OPTO 35 Optic Orderconforms to the numeric representation of date and time as defined in ISO 8604:2004. The extended format is prefered.

The following are examples of complete representations of date and time of day representations:

Extended format	**Example**
YYYY-MM-DDThh:mm:ss	1985-04-12T10:15:30
YYYY-MM-DDThh:mm:ssZ	1985-04-12T10:15:30Z
YYYY-MM-DDThh:mm:ss±hh:mm	1985-04-12T10:15:30+04:00
YYYY-MM-DDThh:mm:ss±hh	1985-04-12T10:15:30+04

Note : [Z] is used as UTC designator.